



CIL securities Ltd

REGD. OFF : 214, RAGHAVA RATNA TOWERS, CHIRAG ALI LANE, ABIDS, HYDERABAD - 500 001.
PHONE NO. OFF : 040-23202465, 23203155, FAX : (040) 23203028, 66661267
E.mail : advisors@cilsecurities.com, cilsec@rediffmail.com

CILS/SEC/LISAG/2013

Date 24.10.2013

To,

BOMBAY STOCK EXCHANGE LIMITED
PHIROZE JEEJEEBHOY TOWERS
DALAL STREET
MUMBAI- 400001

Kind Attn : Mr. S. Subramanian DCS-CRD

Dear Sir,

Sub: Unaudited Financial Results along with segment-wise results for the 2nd Quarter ended 30th September, 2013-Reg.

Ref: Our Stock Code 530829

Pursuant to Clause 41 of The Listing Agreement, we herewith submit the **Un-Audited Financial Results** of the Company for the 2nd Quarter ended **30th September, 2013** and Un-audited segment wise results for the quarter ended **30th September, 2013**

Thanking You,

Yours Sincerely,

For CIL Securities Ltd

K K Maheshwari
Chairman & Managing Director



Encl: Un-Audited Financial Results of the Company for the 2nd Quarter ended 30th September, 2013 and unaudited segment wise results for the quarter ended 30th September, 2013.



CIL Securities Ltd

REGD. OFF : 214, RAGHAVA RATNA TOWERS, CHIRAG ALI LANE, ABIDS, HYDERABAD - 500 001.


PHONE NO. OFF : 040-23202465, 23203155, FAX : (040) 23203028, 66661267

E.mail : advisors@cilsecurities.com, cilsec@rediffmail.com


PART I UNAUDITED FINANCIAL RESULTS FOR THE QUARTER & PERIOD ENDED 30th SEPT, 2013

(Rs.In Lacs)

	Particulars	Quarter Ended	Quarter Ended	Quarter ended	Half Year	Half Year	Accounting Year
		30.09.2013	30.06.2013	30.09.2012	Ended	Ended	Ended 31.03.2013
		(Unaudited)	(Unaudited)	(Unaudited)	(Unaudited)	(Unaudited)	Audited
1	Income from operations						
	(a) Income from operation (Net of duty)	61.42	86.16	96.66	147.58	192.79	405.13
	(b) Others operating income	6.26	5.96	6.07	12.22	12.61	23.85
	Total income from operations (net)	67.68	92.12	102.73	159.80	205.40	428.98
2	Expenses						
	(a) Employee benefits expense	24.01	25.82	29.60	49.83	58.89	118.16
	(b) Depreciation expense	3.68	3.16	4.13	6.84	8.10	16.44
	(c) Operational, Administrative and Other expenses	36.78	46.69	47.97	83.47	101.98	216.11
	Total expenses	64.47	75.67	81.70	140.14	168.97	350.71
3	Profit / Loss from operations before other income, finance costs and exceptional items (1-2)	3.21	16.45	21.03	19.66	36.43	78.27
4	Other Income	0.24	2.49	6.57	2.73	6.58	11.04
5	Profit / (Loss) from ordinary activities before finance costs and exceptional items (3+4)	3.45	18.94	27.60	22.39	43.01	89.31
6	Finance costs	0.25	0.00	0.00	0.25	0.00	0.02
7	Profit / (Loss) from ordinary activities after finance costs but before exceptional items (5+6)	3.20	18.94	27.60	22.14	43.01	89.29
8	Exceptional items	0.00	0.00	0.00	0.00	0.00	0.00
9	Profit / (Loss) from ordinary activities before tax (7+8)	3.20	18.94	27.60	22.14	43.01	89.29
10	Tax expense	-1.68	5.11	5.10	3.43	7.08	26.01
11	Net Profit / (Loss) from ordinary activities after tax (9+10)	4.88	13.83	22.50	18.71	35.93	63.28
12	Extraordinary items (net of tax expense Rs.---- ---- Lakhs)	0.00	0.00	0.00	0.00	0.00	0.00
13	Net Profit / (Loss) for the period (11+12)	4.88	13.83	22.50	18.71	35.93	63.28
14	share of profit / (Loss) of associates	0.00	0.00	0.00	0.00	0.00	0.00
15	Minorrrity interest	0.00	0.00	0.00	0.00	0.00	0.00
16	Net Profit / (Loss) after taxes, minority interest and share of profit / (loss) of associates (13+14+15)	4.88	13.83	22.50	18.71	35.93	63.28
17	Paid-up equity share capital (Face Value of Rs.10/- each)	500.00	500.00	500.00	500.00	500.00	500.00




(Rs.in Lacs)							
	Particulars	Quarter Ended 30.09.2013	Quarter Ended 30.06.2013	Quarter ended Sept 30, 2012	Half Year Ended Sept 30, 2013	Half Year Ended Sept 30, 2012	Accounting Year Ended 31.03.2013
		(Unaudited)	(Unaudited)	(Unaudited)	(Unaudited)	(Unaudited)	Audited
18	Reserve excluding Revaluation Reserves as per balance sheet of previous accounting Year						1287.47
19.i	Earnings per share (before extraordinary items) (of Rs.10/-each) (not annualised):						
	(a) Basic	0.09	0.27	0.45	0.37	0.71	1.26
	(b) Diluted	0.09	0.27	0.45	0.37	0.71	1.26
19.ii	Earnings per share (after extraordinary items) (of Rs.10/-each) (not annualised):	0.09	0.27	0.45	0.37	0.71	1.26
	See accompanying note to the financial results						
PART II							
A	PARTICULARS OF SHAREHOLDING						
1	Public shareholding						
	Number of shares	1681499	1931499	1931499	1681499	1931499	1931499
	Percentage of shareholding	33.63	38.63	38.63	33.63	38.63	38.63
2	Promoters and Promoter Group shareholding						
	a) Pledged / Encumbered						
	Number of shares	0.00	0.00	0.00	0.00	0.00	0.00
	Percentage of shares (as a % of the total shareholding of promoter and promoter group)	0.00	0.00	0.00	0.00	0.00	0.00
	Percentage of shares (as a % of the total share of the company)	0.00	0.00	0.00	0.00	0.00	0.00
	b) Non- encumbered						
	Number of shares	3318501	3068501	3068501	3318501	3068501	3068501
	Percentage of shares (as a % of the total shareholding of the Promoter and Promoter group)	100.00	100.00	100.00	100.00	100.00	100.00
	Percentage of shares (as a % of the total share capital of the company)	66.37	61.37	61.37	66.37	61.37	61.37
Particulars		3 Months ended 30.09.2013					
B	INVESTOR COMPLAINTS						
	Pending at the beginning of the quaterd	NIL					
	Received during the quaterd	NIL					
	Disposed of during the quaterd	NIL					
	Remaining unresolved at the end of the quaterd	NIL					



Standalone Statement of Assets and Liabilities		As at 30.09.2013 (Unaudited)	As at 30.09.2012 (Unaudited)	As at 31.03.2013 (Audited)
Particulars				
A	EQUITY AND LIABILITIES			
1	Shareholder ' funds			
	(a) Share capital	500.00	500.00	500.00
	(b) Reserves and surplus	1306.18	1289.18	1287.47
	Sub-total- Shareholders ' funds	1806.18	1789.18	1787.47
2	Non-current liabilities			
	(a) Other Long-term Liabilities	2.75	2.75	2.75
	(b) Long-term provisions	24.68	25.67	25.25
	Sub-total- Non-current liabilities	27.43	28.42	28.00
3	Current liabilities			
	(a) Trade payables	315.26	373.18	363.82
	(b) Other current liabilities	40.11	49.13	34.51
	(c) Short-term provisions	32.24	16.77	44.17
	Sub-total- Current liabilities	387.61	439.08	442.50
	TOTAL-EQUITY AND LIABILITIES	2221.22	2256.68	2257.97
B	ASSETS			
1	Non-current assets			
	(a) Fixed assets	82.73	90.93	85.42
	(b) Non-current Investment	266.56	267.55	259.79
	(c) Long-term loans & Advances	125.81	129.01	127.76
	(d) Deferred tax assets (net)	1.69	9.82	1.69
	Sub-total- Non-current assets	476.79	497.31	474.66
2	Current assets			
	(a) Current investments	528.06	975.60	932.12
	(b) Trade receivables	624.00	162.17	313.39
	(c) Cash and cash equivalents	550.23	545.55	403.47
	(d) Short-term loans and advances	15.68	28.55	10.02
	(e) Others current assets	26.46	47.50	124.31
	Sub-total- Current assets	1744.43	1759.37	1783.31
	TOTAL- ASSETS	2221.22	2256.68	2257.97

Notes

- The above Financial Results as reviewed by the Audit Committee were taken on record by the Board of Directors of the Company at their meeting held on 24th Oct, 2013 and a limited review of the same has been carried out by the Statutory Auditor of the Company.
- Previous year figures have been regrouped / rearranged wherever considered necessary.



For and on behalf of Board of Directors of
CIL Securities Limited

K.K. Maheshwari
K.K. MAHESHWARI
Managing Director

Place: Hyderabad
Date: 24.10.2013



CIL Securities Ltd

REGD. OFF : 214, RAGHAVA RATNA TOWERS, CHIRAG ALI LANE, ABIDS, HYDERABAD - 500 001.

PHONE NO. OFF : 040-23202465, 23203155, FAX : (040) 23203028, 66661267

E.mail : advisors@cilsecurities.com, cilsec@rediffmail.com

SEGMENT WISE REVENUE, RESULTS AND CAPITAL EMPLOYED


(Rs. In Lacs)

Particulars	Quarter Ended 30.09.2013	Quarter Ended 30.06.2013	Quarter ended 30.09.2012	Half Year Ended 30.09.2013	Half Year Ended 30.09.2012	Accounting Year Ended 31.03.2013
	(Un-Audited)	(Un-Audited)	(Un-Audited)	(Un-Audited)	(Un-Audited)	(Audited)
Segment Revenue						
Securities Dealing and Broking	48.42	75.23	73.96	123.65	160.45	324.22
Merchant Banking Fee	0.00	1.00	0.00	1.00	2.50	5.25
Consultancy Fee	3.63	0.00	0.01	3.63	0.15	14.94
Registrar & Share Transfer Agents	7.10	7.60	13.22	14.70	24.05	47.74
Demat / Depository	2.27	2.33	2.87	4.60	5.64	12.98
Total	61.42	86.16	90.06	147.58	192.79	405.13
Less: Inter segment revenue	0.00	0.00	0.00	0.00	0.00	0.00
Net Turnover/ Income from Operations	61.42	86.16	90.06	147.58	192.79	405.13
Segment Results						
Securities Dealing and Broking	2.41	24.34	32.82	26.75	47.63	92.77
Merchant Banking Fee	0.00	0.75	0.00	0.75	0.48	1.31
Consultancy Fee	2.70	0.00	0.00	2.70	0.11	11.23
Registrar & Share Transfer Agents	1.73	2.08	3.66	3.81	6.70	12.84
Demat / Depository	0.64	0.49	0.82	1.13	1.57	3.34
Total	7.48	27.66	37.30	35.14	56.49	121.49
Less:						
i. Interest & Finance Charges	0.25	0.00	0.00	0.25	0.00	0.02
ii. Other un-allocable expenditure net off un-allocable income	4.03	8.72	9.70	12.75	13.48	32.18
Profit before Tax	3.20	18.94	27.60	22.14	43.01	89.29
Capital Employed						
Securities Dealing and Broking	2064.14	1984.82	2083.78	2064.14	2083.78	2090.07
Merchant Banking Fee	5.75	5.75	6.75	5.75	6.75	6.75
Consultancy Fee	0.00	0.00	0.00	0.00	0.00	0.00
Registrar & Share Transfer Agents	40.38	40.38	43.80	40.38	43.80	43.80
Demat / Depository	32.25	32.25	35.10	32.25	35.10	35.10
Total Capital Employed in Segments	2142.52	2063.20	2169.43	2142.52	2169.43	2175.72
Add: Un-allocable corporate assets less liabilities	78.70	78.70	84.50	78.70	84.50	82.25
Total Capital Employed in Company	2221.22	2141.90	2253.93	2221.22	2253.93	2257.97

Notes

- The above Financial Results as reviewed by the Audit Committee were taken on record by the Board of Directors of the Company at their meeting held on 24th Oct, 2013.
- Previous year figures have been regrouped / rearranged wherever considered necessary.

Place: Hyderabad
Date: 24.10.2013



For and on behalf of Board of Directors of
CIL Securities Limited

K.K. Maheshwari
K.K. Maheshwari
Chairman & Managing Director